



Technical Data Sheet

3mm Silicon PIN Photodiode T-1

PD204-6C

Features

- Fast response time
- High photo sensitivity
- Small junction capacitance

Descriptions

- PD204-6C is a high speed and high sensitive PIN photodiode in a standard 3 pin plastic package. The device is Spectrally matched to visible and infrared emitting diode.



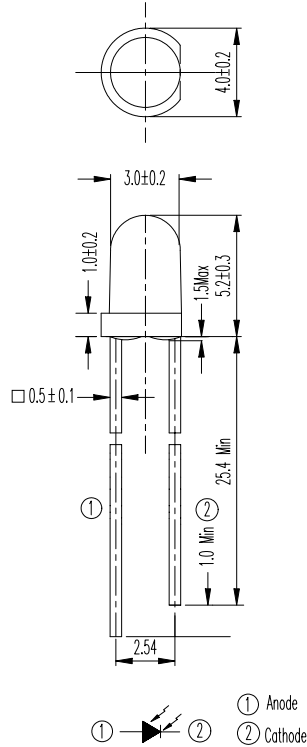
Applications

- Automatic door sensor
- Copier
- Game machine

Device Selection Guide

LED Part No.	Chip	Lens Color
	Material	
PD	Silicon	Water clear

Package Dimensions



- Notes:** 1.All dimensions are in millimeters
 2.Tolerances unless dimensions ± 0.1 mm

Absolute Maximum Ratings (Ta=25)

Parameter	Symbol	Rating	Units
Reverse Voltage	V _R	32	V
Operating Temperature	T _{opr}	-25 ~ +85	
Storage Temperature	T _{stg}	-40 ~ +85	
Soldering Temperature	T _{sol}	260	
Power Dissipation at(or below) 25 Free Air Temperature	P _c	150	mW

Notes: *1:Soldering time 5 seconds.

Electro-Optical Characteristics (Ta=25)

Parameter	Symbol	Condition	Min	Typ	Max	Unit
Rang Of Spectral Bandwidth	0.5	---	400	---	1100	nm
Wavelength Of Peak Sensitivity	p	---	---	940	---	nm
Open-Circuit Voltage	V _{OC}	Ee=5mW/cm ² p=940nm	---	0.42	---	V
Short- Circuit Current	I _{SC}	Ee=1mW/cm ² p=940nm	---	3.5	---	μA
Reverse Light Current	I _L	Ee=1mW/cm ² p=940nm V _R =5V	---	3.5	---	μA
Reverse Dark Current	I _D	Ee=0mW/cm ² V _R =10V	---	---	10	nA
Reverse Breakdown Voltage	B _{VR}	Ee=0mW/cm ² I _R =100 μA	32	170	---	V
Total Capacitance	C _t	Ee=0mW/cm ² V _R =5V f=1MHz	---	5	---	pF
Rise Time	t _r	V _R =10V R _L =1000	---	6	---	nS
Fall Time	t _f		---	6	---	

Typical Electro-Optical Characteristics Curves

Fig.1 Power Dissipation vs. Ambient Temperature

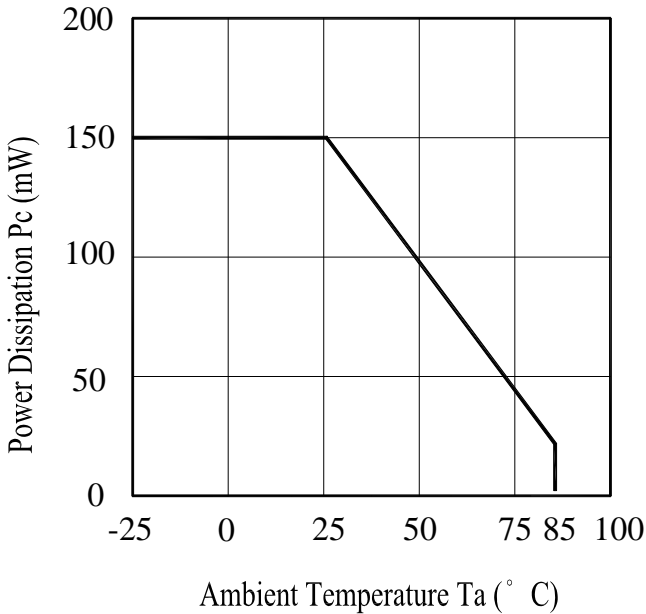


Fig.2 Spectral Sensitivity

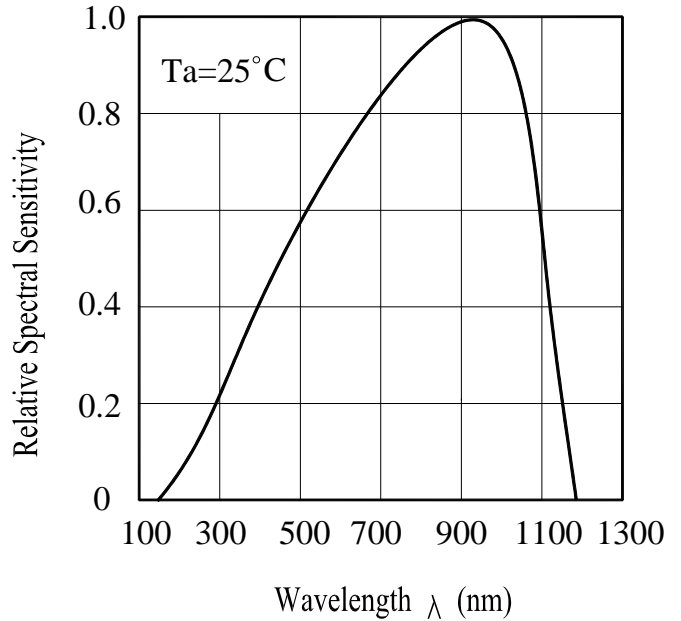


Fig.3 Dark Current vs. Ambient Temperature

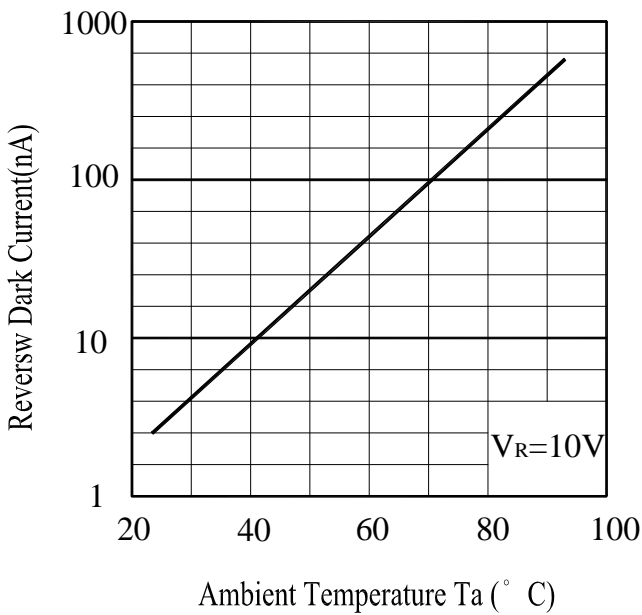
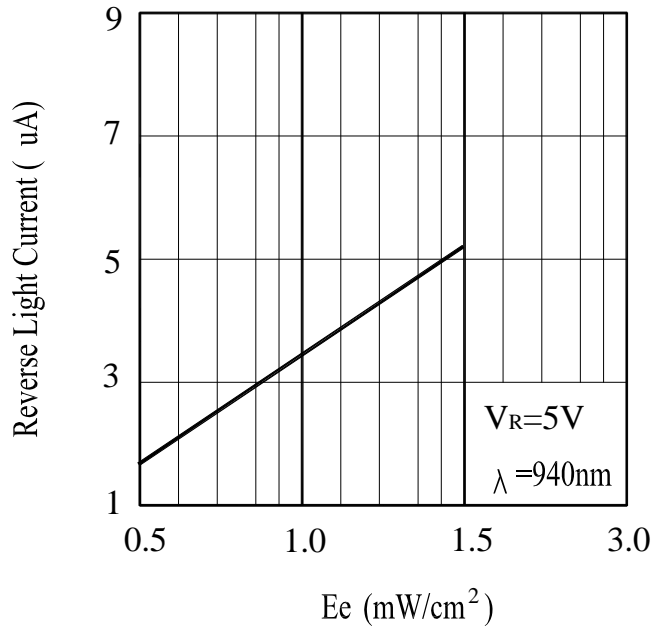


Fig. 4 Reverse Light Current vs. E_e



Typical Electro-Optical Characteristics Curves

Fig.5 Terminal Capacitance vs. Reverse Voltage

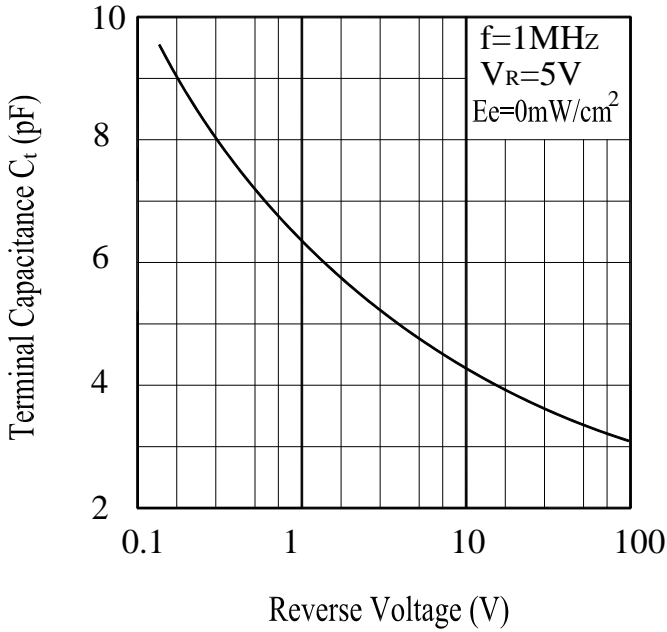
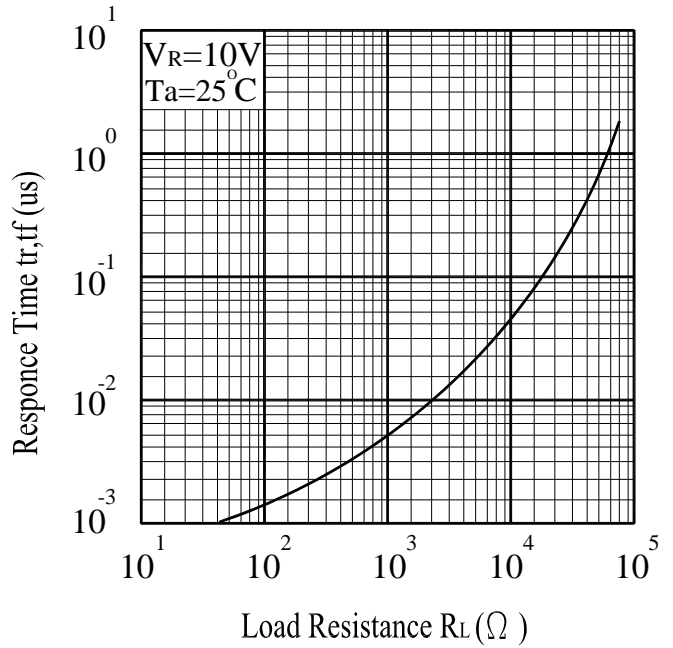


Fig.6 Response Time vs. Load Resistance



Reliability Test Item And Condition

The reliability of products shall be satisfied with items listed below.

Confidence level : 90%


LTPD : 10%

NO.	Item	Test Conditions	Test Hours/ Cycles	Sample Sizes	Failure Judgement Criteria	Ac/Re
1	Solder Heat	TEMP. : 260 ± 5	10secs	22pcs	$I_L \quad L \times 0.8$ L : Lower Specification Limit	0/1
2	Temperature Cycle	H : +85 30mins ↑ 5mins ↓ L : -55 30mins	50Cycles	22pcs		0/1
3	Thermal Shock	H : +100 5mins ↑ 10secs ↓ L : -10 5mins	50Cycles	22pcs		0/1
4	High Temperature Storage	TEMP. : +100	1000hrs	22pcs		0/1
5	Low Temperature Storage	TEMP. : -55	1000hrs	22pcs		0/1
6	DC Operating Life	$V_R=5V$	1000hrs	22pcs		0/1
7	High Temperature/ High Humidity	85 / 85% R.H	1000hrs	22pcs		0/1

Packing Quantity Specification

- 1.1000PCS/1Bag , 4Bags/1Box
- 2.10Boxes/1Carton

Label Form Specification



CPN: Customer's Production Number
P/N : Production Number
QTY: Packing Quantity
CAT: Ranks
HUE: Peak Wavelength
REF: Reference
LOT No: Lot Number
MADE IN TAIWAN: Production Place

Notes

1. Above specification may be changed without notice. EVERLIGHT will reserve authority on material change for above specification.
2. When using this product, please observe the absolute maximum ratings and the instructions for using outlined in these specification sheets. EVERLIGHT assumes no responsibility for any damage resulting from use of the product which does not comply with the absolute maximum ratings and the instructions included in these specification sheets.
3. These specification sheets include materials protected under copyright of EVERLIGHT corporation. Please don't reproduce or cause anyone to reproduce them without EVERLIGHT's consent.

EVERLIGHT ELECTRONICS CO., LTD.
Office: No 25, Lane 76, Sec 3, Chung Yang Rd,
Tucheng, Taipei 236, Taiwan, R.O.C

Tel: 886-2-2267-2000, 2267-9936
Fax: 886-2267-6244, 2267-6189, 2267-6306
<http://www.everlight.com>